
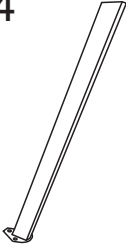
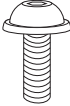





ASSEMBLY INSTRUCTION

390-000011

<div>Ax1</div> <div></div> <div>Top</div>	<div>Bx4</div> <div></div> <div>leg</div>	<div>Cx12</div> <div></div> <div>Screw</div>	<div>Dx1</div> <div></div> <div>Wrench</div>	<div>Ex4</div> <div></div> <div>Foot</div>
--	--	---	--	---

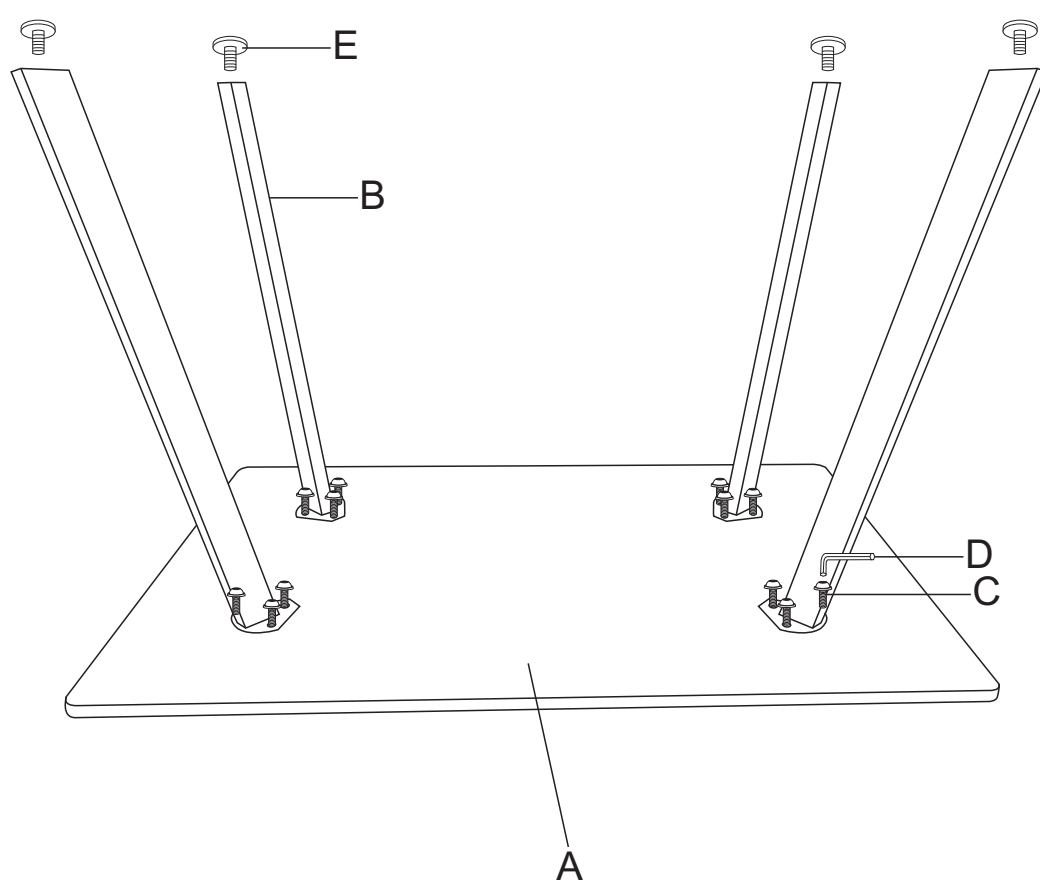


STEP 1:

To put legs B on the top A firstly

To fix screws C with Wrench D

To fix foots E



FINISH