


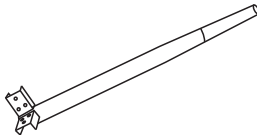







# ASSEMBLY INSTRUCTION

390-000003

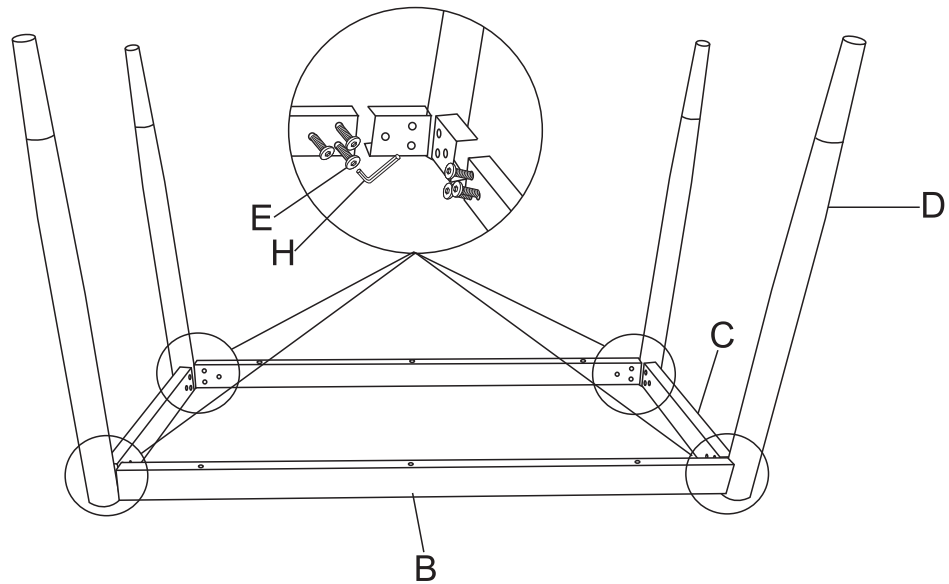
Ax1  Top		Bx2  Cross-bar		Cx2  Cross-bar		Dx4  Leg	
Ex24 8*10  Screw	Fx6 6*50  Screw	Gx6  Gasket		Hx1  Wrench		Ix4  foot	



### STEP 1:

To fix Cross-bar B,Cross-bar C and legs D firstly

To fix screws E with Wrench H

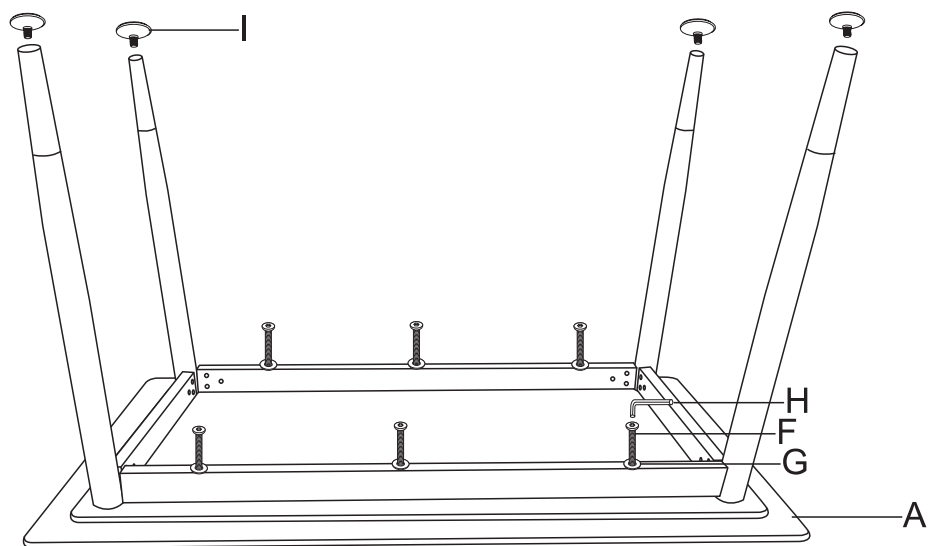


### STEP 2:

To put all the legs on the top A firstly

To fix Gasket G and Screw F with Wrench H

To fix foot I



FINISH