

ASSEMBLY INSTRUCTIONS

TEKARO PAKOWORLD BOOKCASE IN SONOMA SHADE






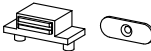




383-000004

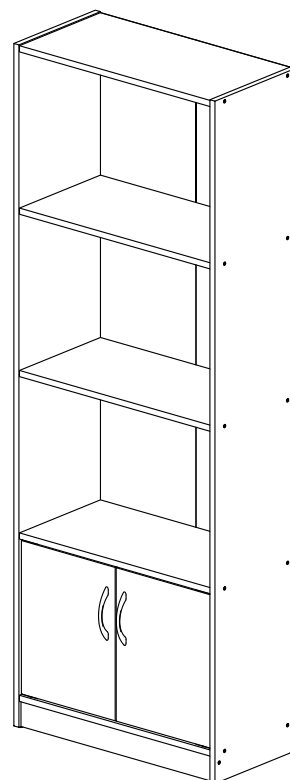


IMPORTANT

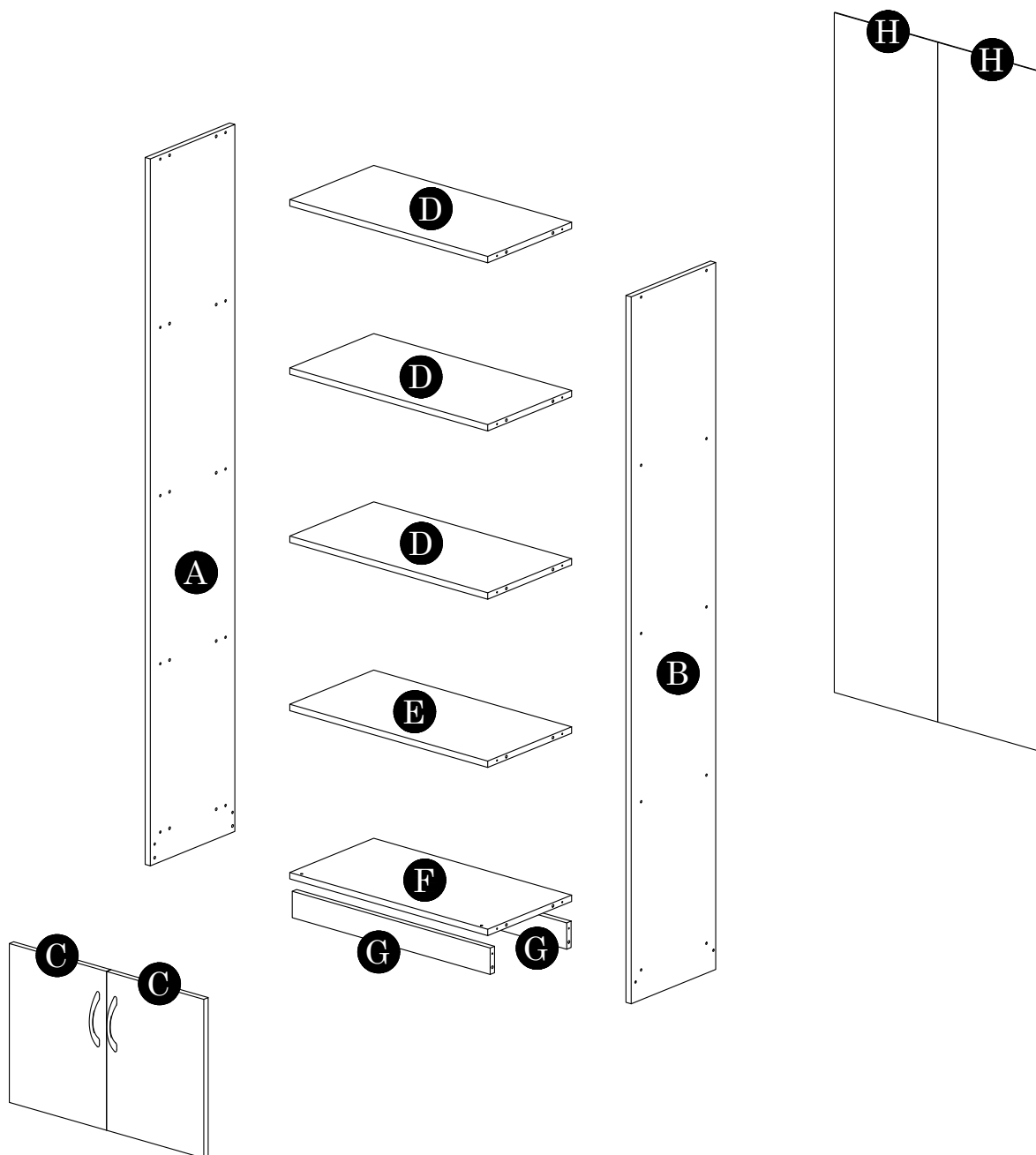
PLEASE READ BEFORE YOU CONTINUE FURTHER

1. MATERIAL USE LAMINATED PARTICLE BOARD, TO CLEAN USE SOFT, DRY CLOTH.
2. DO NOT USE DETERGENT OR CHEMICAL AVOID CONTACT WITH WATER AND DIRECT SUNLIGHT.
3. TO BE ASSEMBLED ON A SOFT, DRY, CLEAN SMOOTH SURFACE.
4. DO NOT USE ANY TOOLS OTHER THAN THOSE SHOWN.
5. USE OF POWER TOOLS TO ASSEMBLE THIS PRODUCT WILL INVALIDATE ANY CLAIM AND MAY DAMAGE THIS PRODUCT MAKING IT UNSAFE.
6. BEFORE STARTING ASSEMBLY PLEASE VERIFY IF ALL PARTS AND HARDWARE ARE INCLUDED.

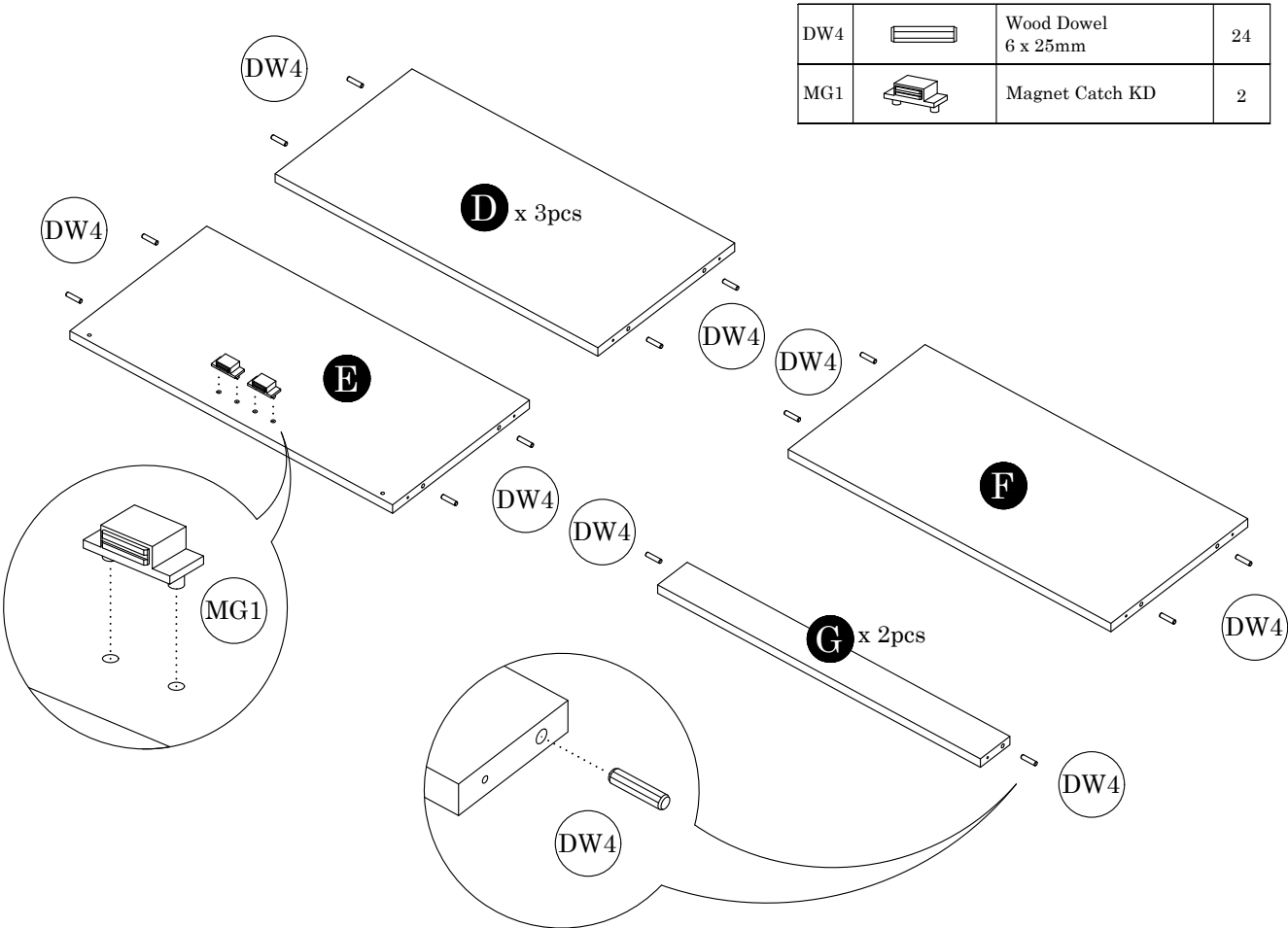
HARDWARE LIST			QTY (pcs)
DH3		Door Holder	4
DW4		Wood Dowel 6 x 25mm	24
HD3		Handle 96mm	2
LG1		Leg Pin	4
MF2		Nail	40 (+3)
MG1		Magnet Catch KD	2 Sets
PF11		Small L Bracket	2
SC3		Screw M3.5 x 14mm	14
SC11		Screw M4 x 25mm	4
SC25		FH Screw M5 x 40mm	24



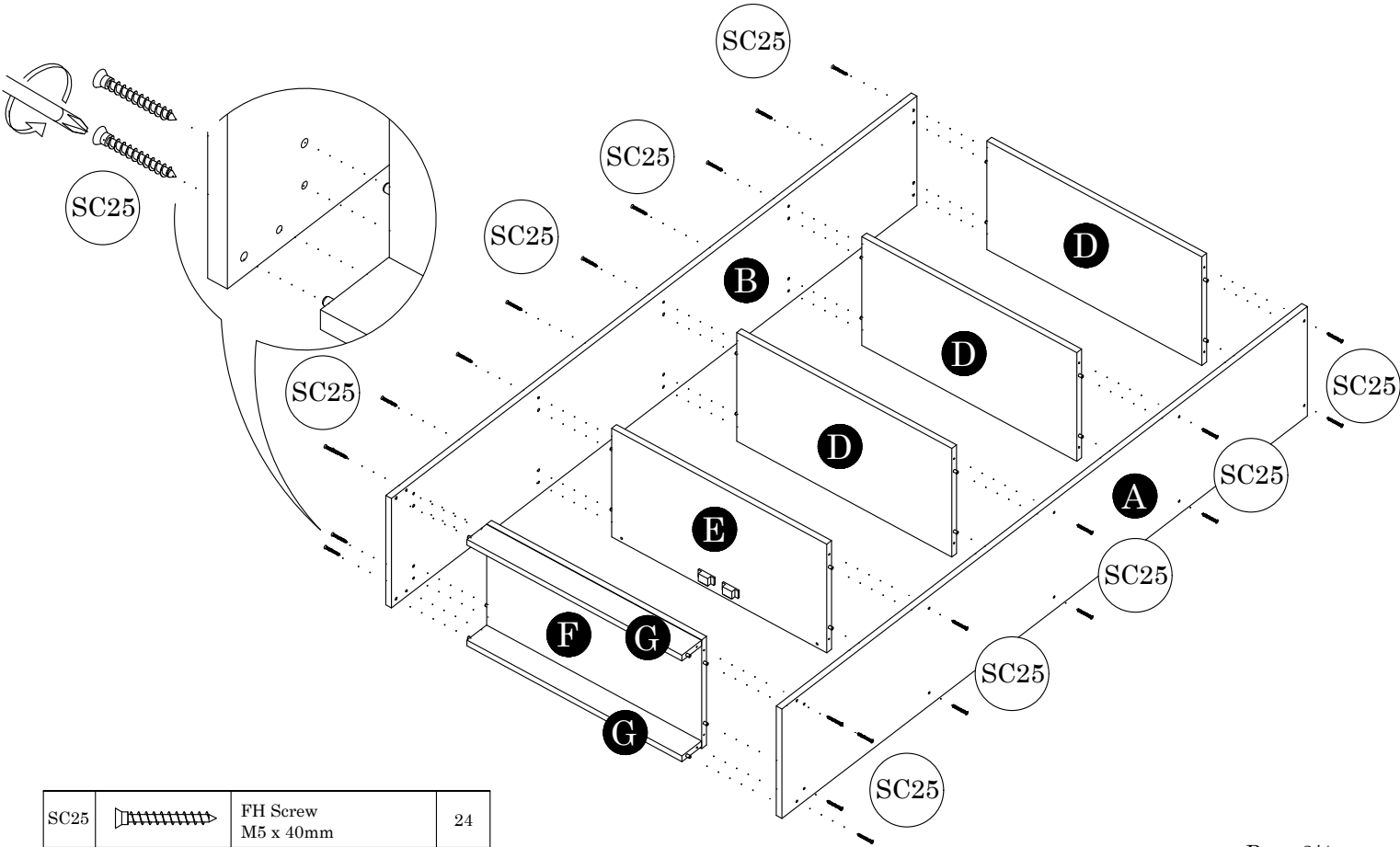
Parts List		QTY
A	Side Panel (L)	1 pc
B	Side Panel (R)	1 pc
C	Door Panel	2 pcs
D	Shelf Panel	3 pc
E	Shelf Panel (A)	1 pc
F	Bottom Panel	1 pc
G	Crossbar Panel	2 pcs
H	Backboard	2 pcs



STEP 1



STEP 2



STEP 3

LG1		Leg Pin	4
MF2		Nail	40 (+-3)
PF11		Small L Bracket	2
SC3		Screw M3.5mm x 14mm	4

STEP 4

DH3		Door Holder	4
HD3		Handle 96mm	2
MG1		Magnet Catch KD	2
SC3		Screw M3.5mm x 14mm	10
SC11		Screw M4 x 25mm	4