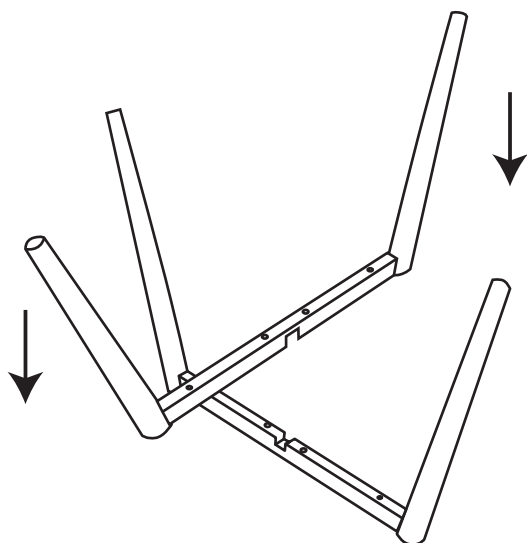
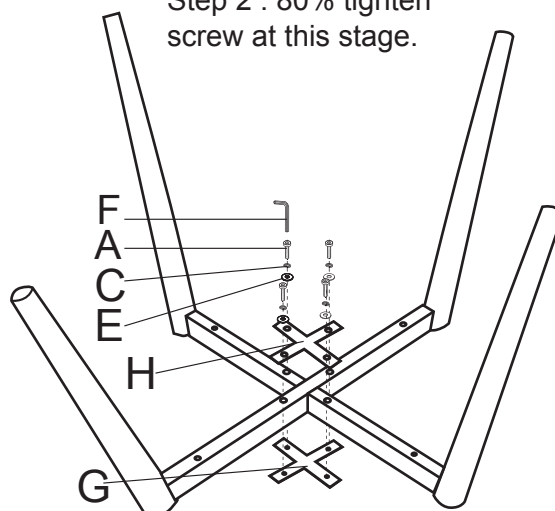


1 357-000001

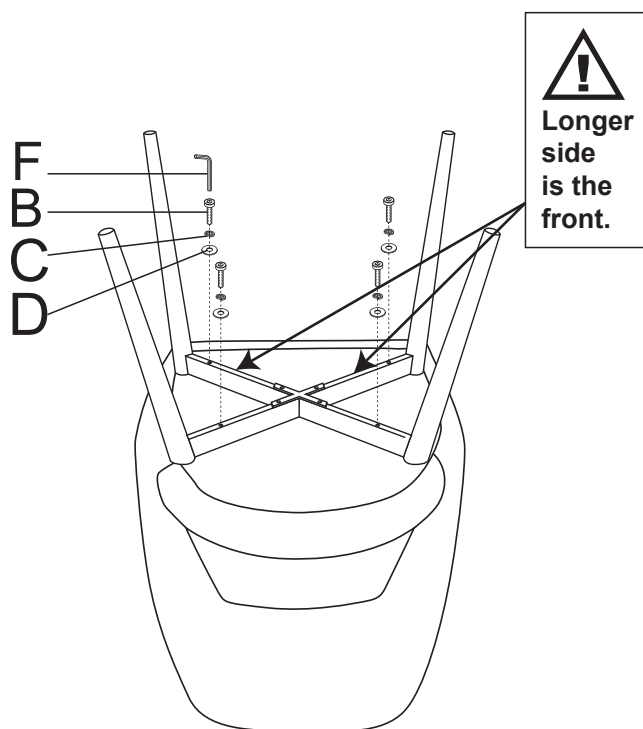


2


Step 2 : 80% tighten screw at this stage.


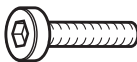




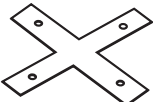
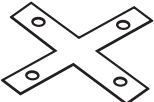


3 Step 3 : After all parts are in right position, then 100% tighten up all screws before using.



4



<p>A</p>  <p>x4</p>	<p>B</p>  <p>x4</p>	<p>C</p>  <p>x8</p>	<p>D</p>  <p>x4</p>	<p>E</p>  <p>x4</p>	<p>F</p>  <p>x1</p>	<p>G</p>  <p>x1</p>	<p>H</p>  <p>x1</p>
--	--	--	--	--	---	--	--