

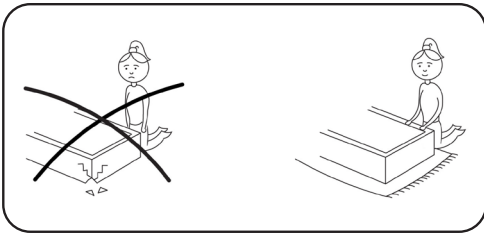


320-000006





IMPORTANT INFORMATION

READ CAREFULLY

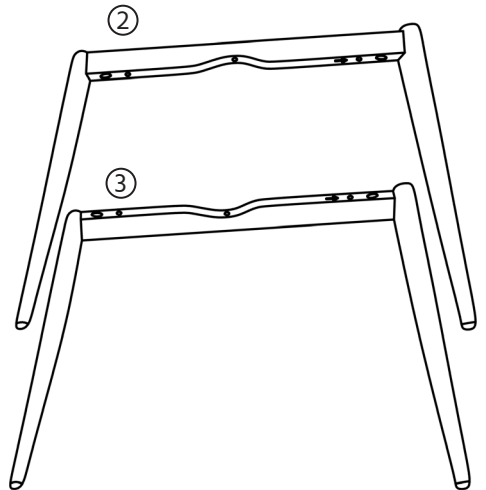
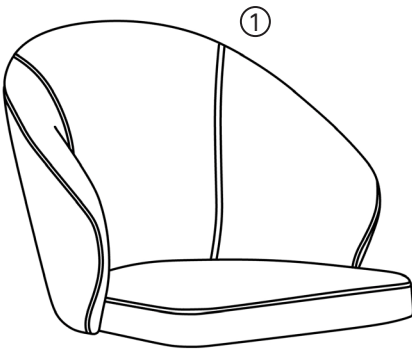
- * When carrying the package or the assembled product, do not use gloves that may cause them to slip from your hands. Carry it without haste, taking care not to bump it and not to get it wet.
- * Before starting the installation of the product, read the assembly instruction.
- * Keep the necessary tools for installation with you.
- * Proceed by following steps given in the instruction in order not to deform the product.
- * Keep accessories and unassembled parts away from children and pets during installation.
- * If you want to disassemble the product, follow the assembly instruction from end to beginning.
- * Since the product is made of fabric, it should be kept away from flammable materials.
- * Do not place hot beverage and food containers directly on the product.
- * Do not expose the product to direct sunlight.
- * Position your products at a certain distance from radiators and heating devices.
- * Do not contact sharp and piercing products directly with furniture surfaces, you can use a protective cover.
- * The product should not be exposed to water and moisture. In contact with water, it should be dried immediately.
- * Clean only with a damp cloth. Dry after applying water-based cleaners.
- * Ammonia is harmful for products. Avoid cleaners containing ammonia.
- * Since nail polish, alcoholic beverages, etc. are organic solvents, they can damage the surface.
- * Stepping on the product may result in damage and injury due to tipping over.
- * Do not move the products by dragging them on the floor. Hold the main body while moving your furniture.
- * Do not burden your waist while carrying the products, get support from your legs.
- * This product is only for indoor use, and can only be used by one person at a time.
- * In order to prevent the chair from toppling over and the user falling down, the dining chair should be placed on a level floor. When using, the four chair legs should not leave the floor. Please do not sit on the front edge of the seat but sit on the seat completely. When leaning over the chair, please pay attention to the risk of leaning forward.
- * Never stand in a chair or use it as a ladder or climbing aid.
- * Check every 6 months that all assembly fastenings are properly tightened and retighten when necessary. Tightening furniture accessories regularly helps maintain durability and extend the life of the product.

ACCESSORIES



Ø 6x45 mm

6 x 5





Please half tighten all the screws into the screw hole first.
After All the screws are set in holes, fully tighten them.



Pay attention to the direction of the arrows!

