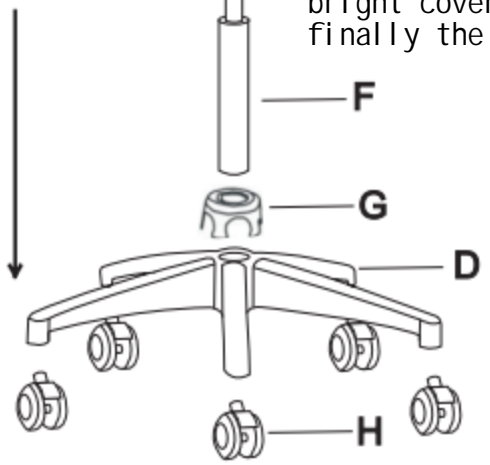
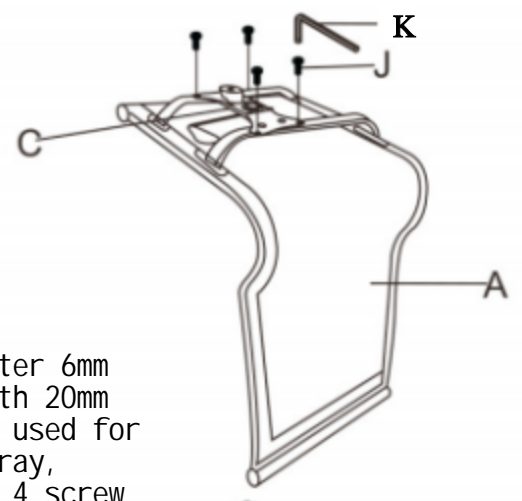


STEP 1



First install the wheels, then the bright cover, and finally the gas lift

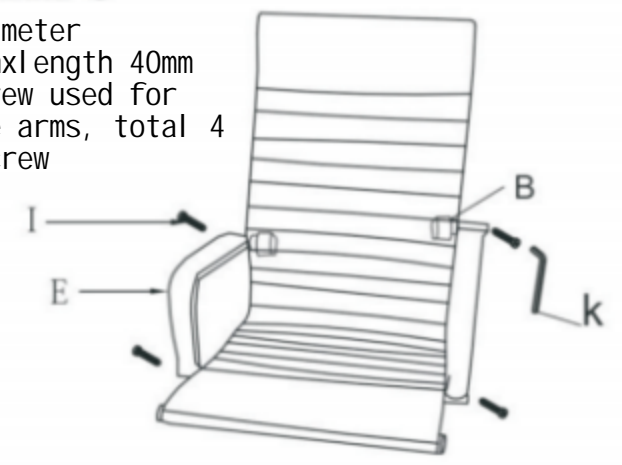
STEP 2



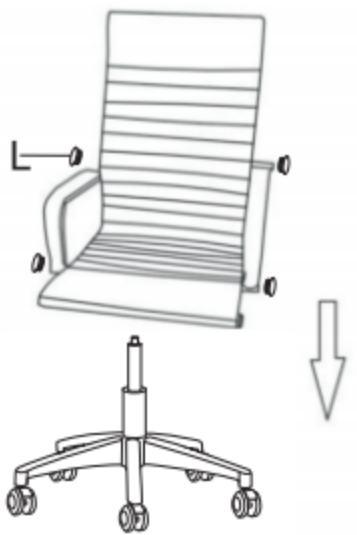
Diameter 6mm x length 20mm screw used for the tray, total 4 screw

STEP 3

Diameter 8mm x length 40mm screw used for the arms, total 4 screw



STEP 4









STEP 5



" B " is used below " I ", and " L " is used above " I ". First, place " B " below " I ", then put them into the arm holes, tighten " I " with " K ", and finally cover " I " with " L ".

277-000002

- SEAT
- SCREW CAP
- TRAY
- FIVE CLAWS
- ARMS
- GAS LIFT
- BRIGHT COVER
- WHEELS
- SCREW
- SCREW
- SCREW TOOL
- BUTTON

A  X1	B  X4	C  X1	D  X1	E  X2	F  X1	G  X1	H  X5	I 8x40  X4	J 6x20  X4	K  X1	L  X4				
--	---	---	---	---	---	---	--	---	---	---	---	--	--	--	--