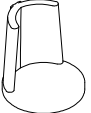



INSTALLATION INSTRUCTIONS


266-000009


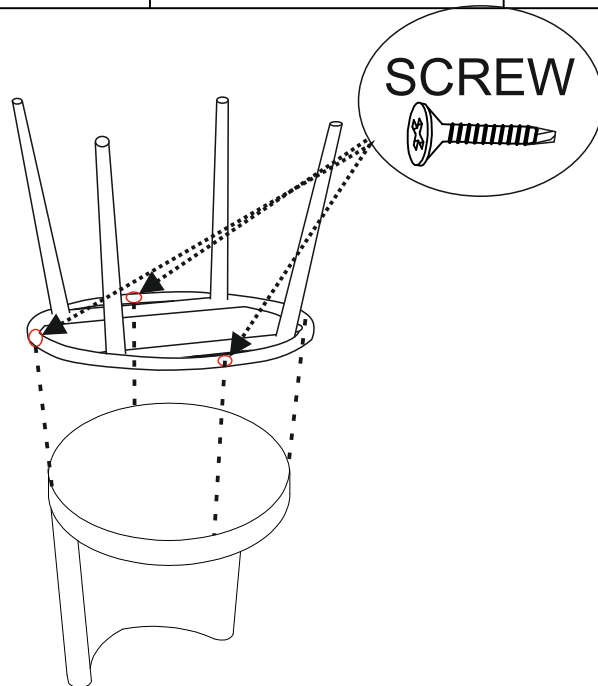


PART LIST

NO.	DESCRIPTION	PART	QTY
Ⓐ	CHAIR TOP		①
Ⓑ	LEGS		①

MATERIALS LIST

NO.	MATERIALS	QTY	
Ⓐ		③	



Screw the legs to the chair as shown.

Please Be Careful When You Using Screwdriver!