











# PRODUCT CODE :249-00023

## ASSEMBLY INSTRUCTIONS

Please Keep For Future Reference



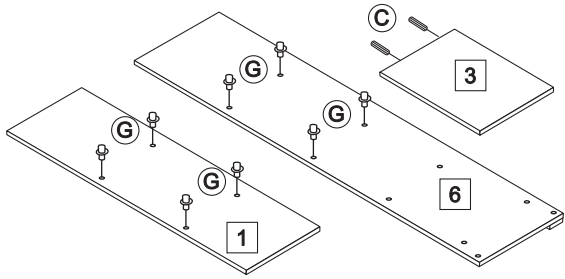
### HARDWARE

<p>(A)</p>  <p>JCBC M6 X 40mm X 22</p>	<p>(B)</p>  <p>M3.5 X 14mm X 28</p>	<p>(C)</p>  <p>Dowel (M8X25) X 2</p>	<p>(D)</p>  <p>L-Bracket X 2</p>	<p>(E)</p>  <p>Nail X 62</p>
<p>(F)</p>  <p>Leg Pin X 6</p>	<p>(G)</p>  <p>Metal Shelf Support X 8</p>	<p>(H)</p>  <p>Sliding Wheel X 4 Sets</p>	<p>(I)</p>  <p>Pipe X 1</p>	<p>(J)</p>  <p>Allen Key X 1</p>

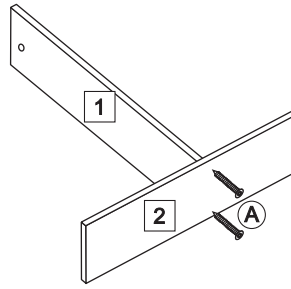
Ruler- Use this ruler to help correctly identify the bolts.



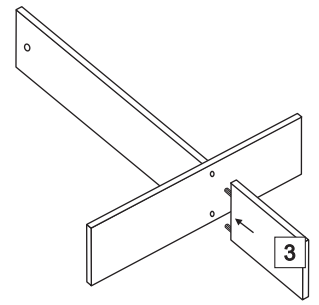
STEP 1



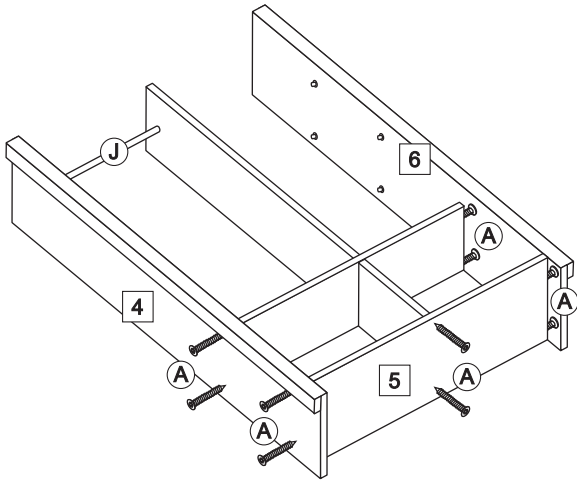
STEP 2



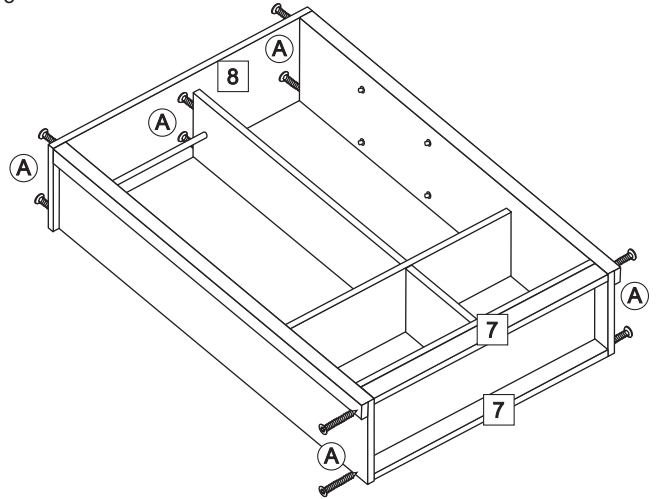
STEP 3



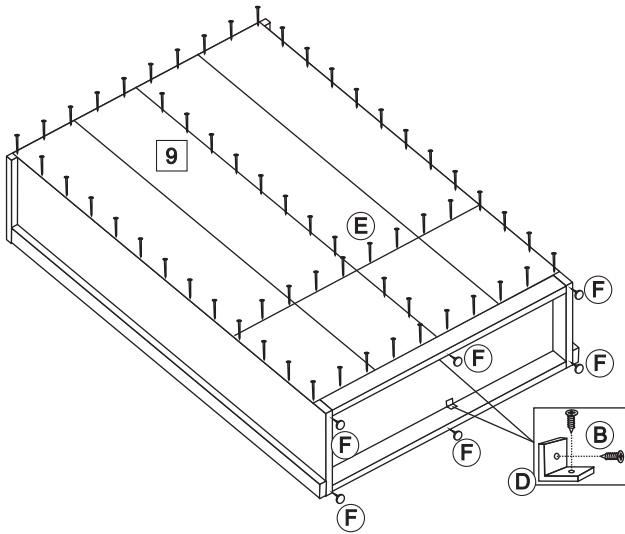
STEP 4



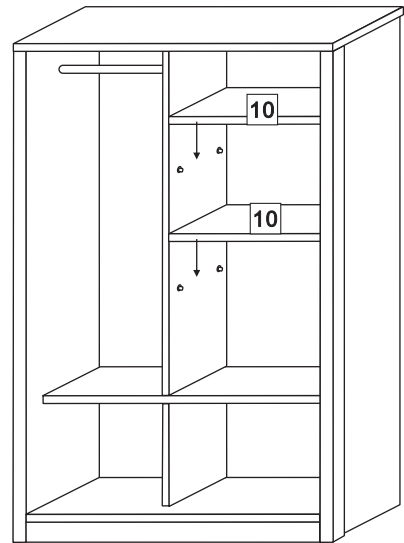
STEP 5



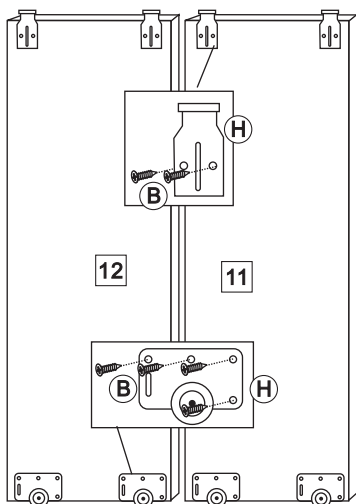
STEP 6



STEP 7



STEP 8



STEP 9

