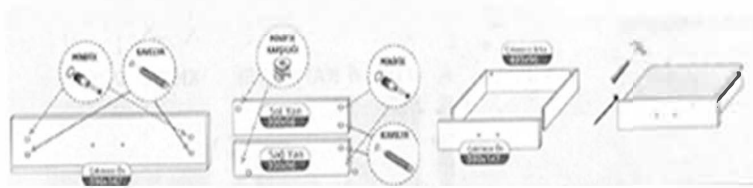
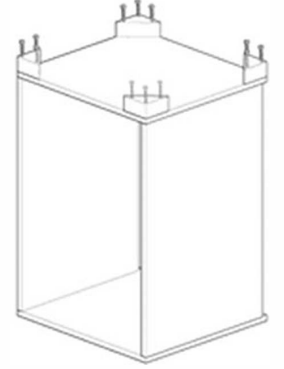


**STEP 1**  
**SCREW THE DRAWER RAILS TO**  
**PARTS 1 AND 2 WITH 3.5\*18 SCREWS**

**STEP 2**  
**ASSEMBLE PARTS 3 & 4 WITH THE**  
**TREENAILS AND 4.50 SCREWS**  
**THEN ASSEMBLE PARTS 3 & 4 TO**  
**PART NUMBER 2 WITH THE**  
**TREENAIL AND 4.50 SCREWS**

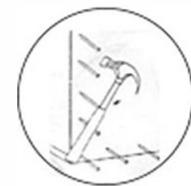

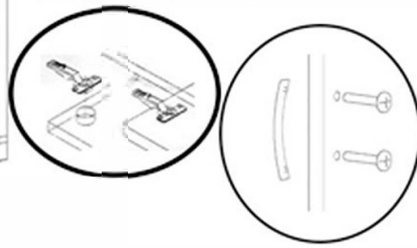
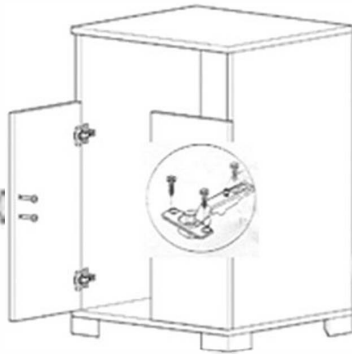


**STEP 3**  
**ASSEMBLE PARTS 8 AND 9 TO PART WITH MINIFIX**  
**AND DOWER ASSEMBLE PARTS 8 AND 9 TO PART**  
**NUMBER 10 WITH 4.50 SCREWS AND TREENAILS**  
**FOLLOW PIECE NUMBER 11 AS BASE AND 3.5\*18**  
**MOUNT THE DRAWER RAIL TO THE BASE WITH VIDA.**



**STEP 4**  
**ASSEMBLE THE LEGS**  
**TO PART NUMBER 4**  
**WITH 4\*30 SCREWS.**

**5STEP**  
**PART NUMBER 5 NUMBER 1**  
**MOUNT ON THE PART WITH THE HINGE. USE**  
**3.5\*18 VIDA FOR HINGE MOUNT.**



**6.STEP 6**  
**SCREW THE BACK**

- 1-2 PARCA NIMBERS  
763 MM X 515 MM
- 3 PARCA NIMBERS  
590 MM X 540 MM
- 4 PARCA NIMBERS  
590 MM X 515 MM
- 5-6 PARCA NIMBERS  
600 MM X 294 MM
- 7 PARCA NIMBERS  
590 MM X 148MM
- 8-9 PARCA NIMBERS  
350 MM X 96 MM
- 10 PARCA NIMBERS  
493 MM X 96 MM

- 4.50 VIDA  
10 ADET
- 4\*30 VIDA  
12 ADET
- 3.5\*18 VIDA  
24 ADET
- KULP VIDASI  
6 ADET
- KAVELA  
12 ADET
- MINIFIX TAKIM  
2 TAKIM
- DÜZ MENTEŞE  
4 ADET