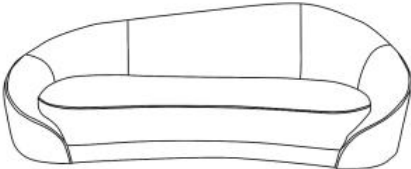





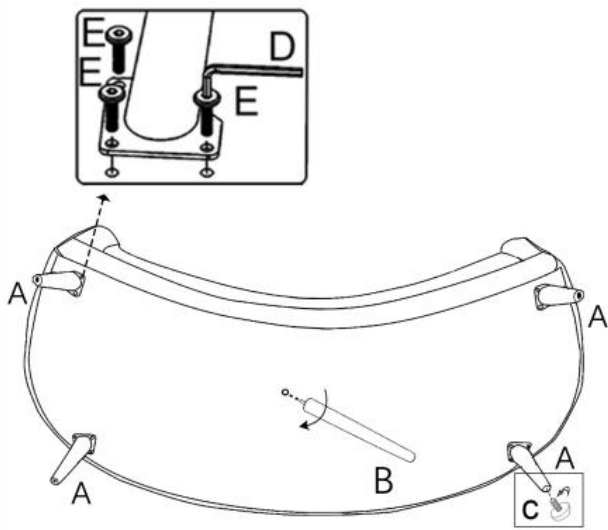


assembly instructions

 <p>x1</p>	<p>A</p>  <p>x4</p>	<p>B</p>  <p>x1</p>	<p>C</p> <p>Note: The gasket used for regulating the foot balance.</p>  <p>x4</p>	<p>D</p>  <p>x1</p> <p>E</p>  <p>x12</p>
---------------------------------------------------------------------------------------------	------------------------------------------------------------------------------------------------------	------------------------------------------------------------------------------------------------------	---------------------------------------------------------------------------------------------------------------------------------------------------------------------	----------------------------------------------------------------------------------------------------------------------------------------------------------------------------------------------------------------

Step 1.



Finished

