





ASSEMBLY INSTRUCTION

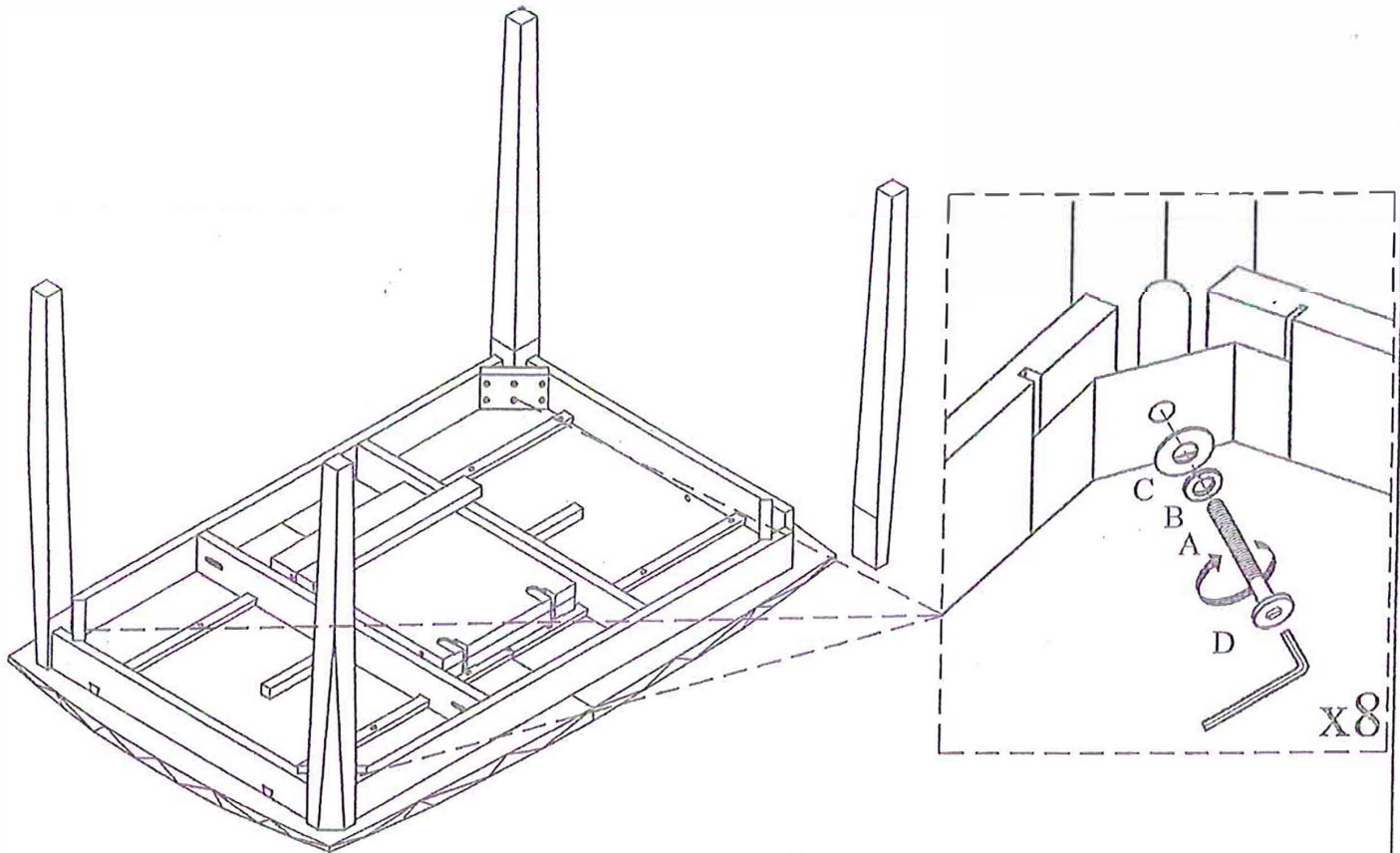
Thank you for purchasing this quality products.Be sure to check all packing material carefully for small parts which have come loose inside the carton during shipment.Identity and count all parts and compare with the parts list below.Place all wooden furniture parts on a clean and flat soft surface,such as carpet or rug to prevent from being scratched.

LIST OF PARTS

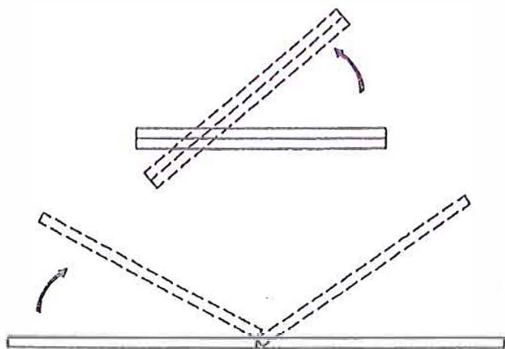
| No | Description | Qty |
|----|-------------|-----|
| 1 | Table Top | 1 |
| 2 | Table Legs | 4 |

LIST OF PARTS

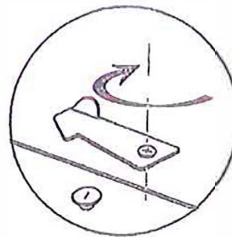
| No | Description | Qty |
|----|---|-----|
| A | JCBC  | 8 |
| B | Spring washer  | 8 |
| C | Flat washer  | 8 |
| D | Allen Key  | 1 |



To Open the Extension Leaf



Unlock the Catch Lock



Relock the Catch Lock

