







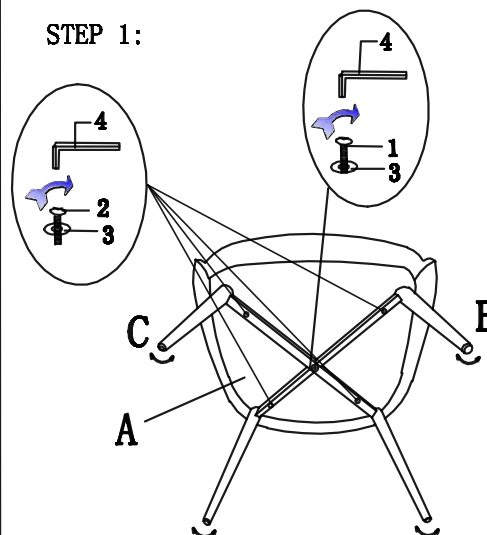


26963-00-00/26964-00-00/26965-00-00 ASSEMBLY INSTRUCTION

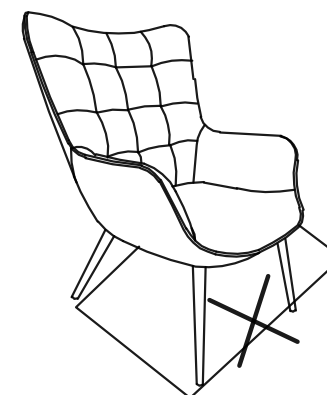


ITEM	PART	NAME	QUANTITY
(A)		SEAT	1
(B)		METAL LEG (LEFT)	1
(C)		METAL LEG (RIGHT)	1
(1)		BOLT M6*30mm	1
(2)		LONG BOLT M6*45mm	4
(3)		WASHER M6*18*1.5mm	5
(4)		ALLEN KEY	1

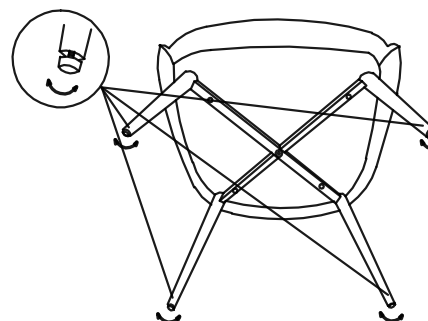
STEP 1:



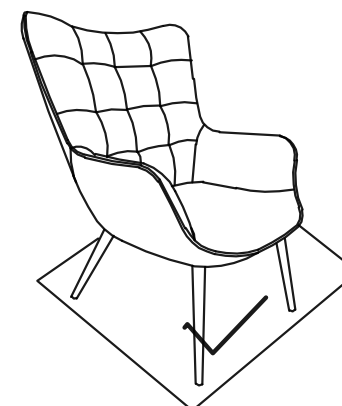
STEP 2:



STEP 3:



STEP 4:



NOTE:

PLEASE PUT THE CHAIR ONTO A SOFT AND CLEAN SURFACE FOR ASSEMBLY.