
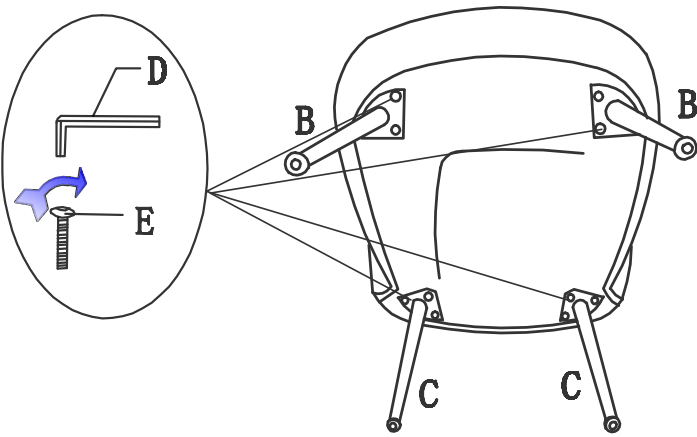








ASSEMBLY INSTRUCTION





ITEM	PART	NAME	QUANTITY
A		SEAT	1
B		FRONT LEGS (LONG)	2
C		BACK LEGS (SHORT)	2
D		ALLEN KEY	1
E		BOLT	12



NOTE:
PLEASE PUT THE CHAIR ONTO A SOFT AND CLEAN SURFACE FOR ASSEMBLY.