

Product features:

Fabric: 100% PES Woven Linen Textured Fabrics are used.

The cushions are digitally printed %PES fabrics.

Sponge: 28 DNS Medium Soft Gray Sponge, cushion fillings are a mixture of fiber and scrap sponge.

Leg: Black hard plastic seat legs are used.

Frame: Natural fir timber and chipboard combination and necessary fasteners produced.

Compatibility: It is produced with materials suitable for the environment and children's health.


Package: Packed with furniture packaging and protected with thin nylon to prevent dust from entering.

Package Quantity: The product is sent in 3 packages.

Installation: Only the legs of the product are shipped disassembled.

Assembly: You can mount the product feet with a cordless screwdriver.

Content: Feet and fasteners are included in the product package.



Product sizes:

Width: 300 cm

Back Height: 78 cm

Arm Height: 65 cm

Depth: 80 cm

Reaching Depth Right: 157 cm

Reaching Depth Left: 202 cm

Seat Depth: 65 cm

Foot Height: 12 cm

Seat Height: 43 cm

Internal Width (Excluding Arms): 180 cm

Bed Dimensions: 149*219 cm

Carrying Capacity: 4 People / 450 KG

Package Dimensions / Sizes / Weights

1. Package 202*80*55 / 296 DESI / 47 KG

2. Package 158*96*55 / 278 DESI / 39 KG

3. Package 120*80*55 / 176 DESI / 22 KG

Putting excessive weight on the product during use, uncontrolled displacement, and exposure to direct and continuous sunlight are factors that will shorten the life of the product.

Depending on the region you live in, removing dust and particles from your product with an electric vacuum cleaner at regular intervals will support both hygiene and easy cleaning in case of stains. Professional cleaning using machines is recommended for all fabric upholstered products. If the cleaning needs to be done by you, you can do it by adding white soap to warm water and rubbing it in the same direction with a clean washcloth or piece of white cotton fabric, damp on the surface. For rinsing, you can rinse the surface with water, using a piece of cloth and a washcloth. Substances such as heavy detergents and bleach should not be used on upholstery fabrics, as they may damage the texture and color of the fabric.

Setup:

This product can be installed by an experienced person or a helper and a total of two people. If you need to do such a job for the first time, all you need is a place to put it upside down and a rechargeable screwdriver. Installation materials for the product are sent with the product.

Materials required from the installation package

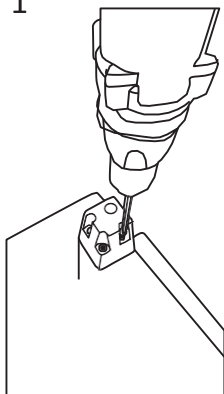
12 Legs

52 foot and connection screws

Installation guide

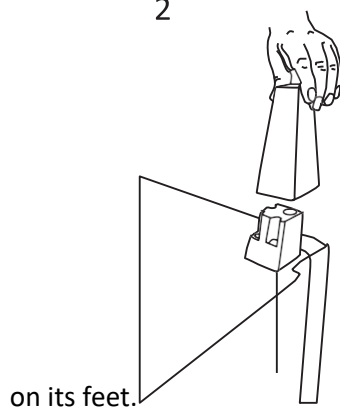
In step 1, place the inner part of the plastic foot towards the corner of the product and screw it.

1



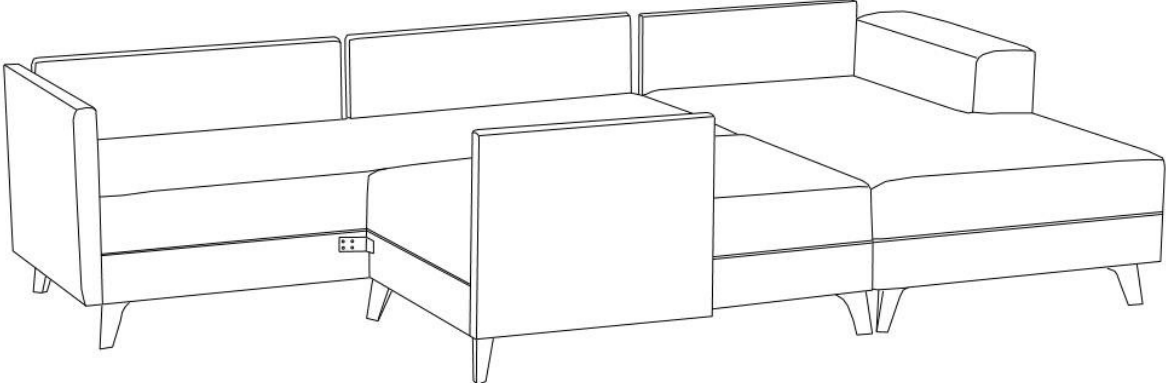
2. Place the black outer cover on the inner part you connected and turn the product upside down

2



First, place the inner connection part of the legs towards the corner and screw it.

In order to attach the corner chair, the legs of which are attached in 3 stages, to the other part, place and screw it as shown in the figure below.



Adjust the back pillows and throw pillows sent with the products by hand and place them in their places.

Your product is ready for use. We hope you will use it in good days.